

Emergency Response Quick Reference

All 2000-2005 Honda Vehicles

Recommended Procedures

Fire

- No unusual materials.
- Follow standard procedures.

Secure Vehicle

- Turn ignition off and remove key.
- If key cannot be reached, cut negative battery cable(s).
- Set parking brake.

Airbags

- See illustrations for airbag locations.
- Front and side airbags labeled above airbag locations. Side curtain airbags marked at top of front pillars and middle or rear pillars.
- Deactivation time = up to 3 min. after engine off or negative battery cable(s) cut.
- Temps. 160-180°C (320-356°C) can deploy airbags.

Occupant Extrication

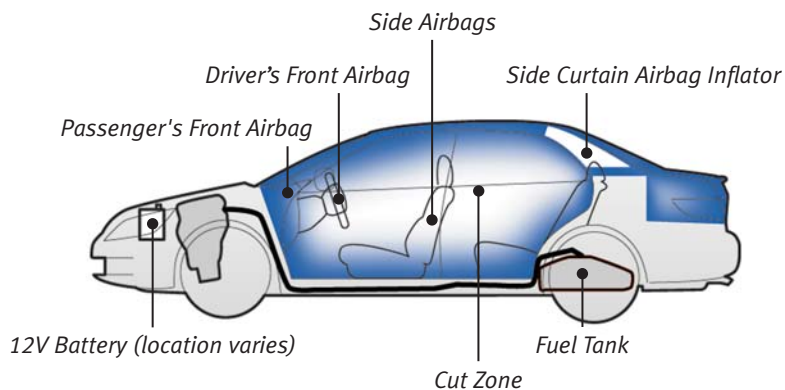
- Observe cut zones.

Vehicle Removal

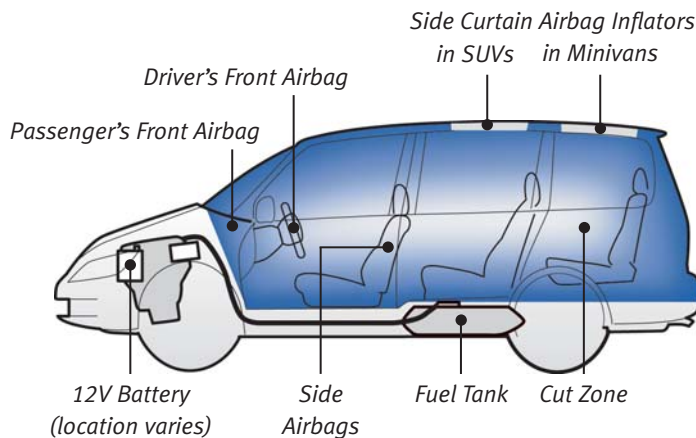
- Use flatbed truck if vehicle repairable.

Key Components and Cut Zones

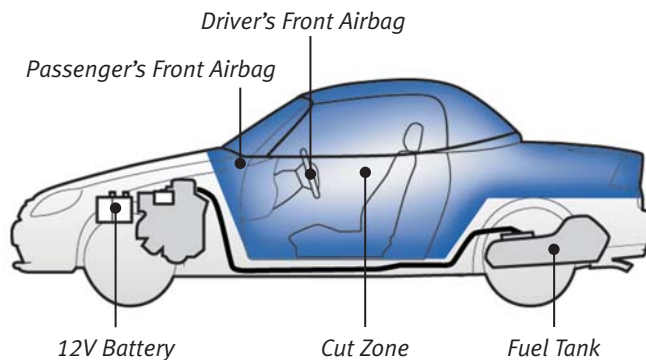
Coupes & Sedans



SUVs & Minivans



2-Seat Vehicles*



*Honda S2000 illustrated. Engine, fuel tank and battery locations vary for Insight.

Emergency Response Quick Reference

Honda Alternative Fuel Vehicles

Recommended Procedures

Follow all recommendations on reverse of card plus the following:

High-Voltage Hazard

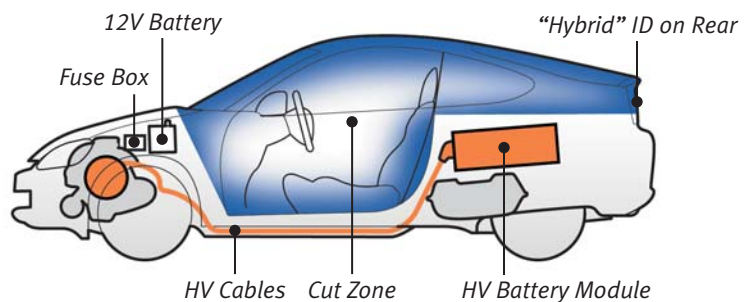
Contact with damaged high voltage (HV) battery module, motor, or cables can result in electric shock and death.

To stop electric current from flowing into HV cables:

- Turn ignition OFF.
- If key cannot be reached, cut negative 12V battery cables and remove main fuse (see diagram on top or inside fuse box cover).

Key Hybrid Components and Cut Zones

Honda Insight Hybrid (2000-2005)



Civic & Accord Hybrids (2003-2005)

